

 **TRIANGLE TIRE**
Make your Move



Triangle® Commercial Truck Tires Product Guide



Commercial Truck Tires that Deliver

Combine the acquisition price with many miles of hassle-free performance. Add in one of the industry's leading warranties and Triangle commercial truck tires deliver a cost per mile and peace of mind that are hard to beat.

Triangle Tire USA offers 32 truck and bus radial products, including 5 verified by SmartWay®, for line haul, regional haul, urban pickup and delivery, and mixed service/off-road applications.



We've Got your Back

Triangle commercial truck tires are backed by industry-leading warranties, including:

- **90-Day Satisfaction Guarantee**
- **50% Free Replacement Warranty**
- **Casing Warranty for 3 retreads over 7 years***

** Selected products only*

COMMERCIAL TIRES

STEER / ALL POSITION 2 - 6

TRS01 | TRS02 | TR685 | TR686 | TR656

DRIVE 8 - 14

TRD01 | TRD03 | TRD05 | TR657 | TR689A | TR697 | TRD88

TRAILER 16 - 17

TRT01 | TR676

MIXED SERVICE 19 - 26

TR663 | TR668 | TR678 | TRD08 | TR691E | TR691JS | TR691 | TR912 | TR918



STEER / ALL POSITION TIRES



TRS01



Premium Fuel Efficient Steer / All Position Tire

- Innovative fuel-saving compound lowers rolling resistance and offers long original mileage
- TMS low-temperature mixing technology enhances long mileage
- Optimized casing package helps improve toughness and retreadability
- Tread design encourages uniform wear and improved traction and handling

PRODUCT CODE	TIRE SIZE	PLY RATING	LOAD INDEX	SPEED INDEX	TREAD DEPTH [32NDS]	RIM WIDTH	ALTRENAIVE RIM	OVERALL DIAMETER [INCH]	SECTION WIDTH [INCH]	SINGLE MAX LOAD [LBS]	DUAL MAX LOAD [LBS]	PSI	STATIC LOAD RADIUS	MINIMUM DUAL SPACING [INCH]	TT/TL	WEIGHT
1015S010240	11R22.5	14	144/142	M	19	8.25	7.50	41.5	11.0	6170	5840	104	19.3	12.5	TL	117
1015S010720	11R22.5	16	146/143	M	19	8.25	7.50	41.5	11.0	6610	6005	120	19.3	12.5	TL	117
1015S010710	295/75R22.5	14	144/141	M	19	9.00	8.25	39.9	11.7	6170	5675	110	18.7	13.2	TL	117
1015S010060	11R24.5	14	146/143	M	19	8.25	7.50	43.5	11.0	6610	6010	104	20.3	12.5	TL	125
1015S010630	11R24.5	16	149/146	M	19	8.25	7.50	43.5	11.0	7165	6610	120	20.3	12.5	TL	124
1015S010300	285/75R24.5	14	144/141	M	19	8.25	-	41.3	11.1	6170	5675	110	19.4	12.5	TL	118



TRS02



Premium Regional Steer / All Position Tire

- Split layer compound reduces rolling resistance and delivers long original tread life
- Innovative sipe concept improves cornering and traction
- Wide footprint increases miles per 32nd for outstanding removal mileage
- Undulating tread groove enhances cornering stability and overall handling

PRODUCT CODE	TIRE SIZE	PLY RATING	LOAD INDEX	SPEED INDEX	TREAD DEPTH [32NDS]	RIM WIDTH	ALTERNATIVE RIM	OVERALL DIAMETER [INCH]	SECTION WIDTH [INCH]	SINGLE MAX LOAD [LBS]	DUAL MAX LOAD [LBS]	PSI	STATIC LOAD RADIUS	MINIMUM DUAL SPACING [INCH]	TT/TL	WEIGHT
1015S020650	265/70R19.5	16	140/138	M	18	7.50	8.25	34.1	10.3	5510	5200	112	15.8	11.6	TL	85
1015S020010	11R22.5	14	144/142	M	19	8.25	7.50	41.5	11.0	6170	5840	105	19.3	12.5	TL	121
1015S020020	11R22.5	16	146/143	M	19	8.25	7.50	41.5	11.0	6610	6010	120	19.3	12.5	TL	121
1015S020860	12R22.5	16	150/147	L	20	9.00	8.25	42.7	11.8	7385	6780	120	19.8	13.5	TL	140
1015S020590	12R22.5	18	152/149	K	20	9.00	8.25	42.7	11.8	7825	7165	135	19.8	13.5	TL	146
1015S020530	255/70R22.5	16	140/137	M	18	7.50	8.25	36.9	10.0	5510	5070	120	17.1	11.3	TL	93
1015S020610	295/75R22.5	14	144/141	M	19	9.00	8.25	39.9	11.7	6170	5675	110	18.7	13.2	TL	112
1015S020540	275/80R22.5	16	149/146	M	18	8.25	7.50	40.1	10.9	7165	6615	125	18.6	12.2	TL	115
1015S020620	295/80R22.5	16	152/148	M	20	9.00	8.25	41.1	11.7	7825	6945	123	19.2	13.2	TL	133
1015S020510	315/80R22.5	18	154/151	M	20	9.00	9.75	42.4	12.3	8265	7605	120	19.7	13.8	TL	145
1015S020750	315/80R22.5	20	157/154	L	20	9.00	9.75	42.4	12.3	9095	8265	131	19.7	13.8	TL	153
1015S020100	11R24.5	14	146/143	M	19	8.25	7.50	43.5	11.0	6615	6010	105	20.3	12.5	TL	129
1015S020110	11R24.5	16	149/146	M	19	8.25	7.50	43.5	11.0	7165	6610	120	20.3	12.5	TL	129
1015S020520	285/75R24.5	14	144/141	M	19	8.25	-	41.3	11.1	6170	5675	110	19.4	12.5	TL	121



TR685



Premium Multi-Use Steer / All Position Tire

- Enhanced tread compound and siping improve uniform wear and long tread life
- Wide shoulders promote even wear and better traction
- Enhanced casing package helps improve toughness and retreadability

PRODUCT CODE	TIRE SIZE	PLY RATING	LOAD INDEX	SPEED INDEX	TREAD DEPTH [32NDS]	RIM WIDTH	ALTRENAITVE RIM	OVERALL DIAMETER [INCH]	SECTION WIDTH [INCH]	SINGLE MAX LOAD [LBS]	DUAL MAX LOAD [LBS]	PSI	STATIC LOAD RADIUS	MINIMUM DUAL SPACING [INCH]	TT/TL	WEIGHT
10156850380	215/75R17.5	16	127/124	M	18	6.00	6.75	30.2	8.3	3860	3525	120	14.2	9.3	TL	62
10156850360	235/75R17.5	18	143/141	J	18	6.75	7.50	31.4	9.2	6010	5675	125	14.7	10.3	TL	67
10156850420	8R19.5	12	124/122	K	17	6.00	6.75	33.8	8.0	3525	3305	110	15.8	9.1	TL	69
10156850490	225/70R19.5	14	128/126	L	19	6.75	6.00	31.9	8.9	3970	3745	110	15.0	10.0	TL	68
10156850180	225/70R19.5	18	143/141	J	19	6.75	6.00	31.9	8.9	6010	5675	125	15.0	10.0	TL	68
10156850100	245/70R19.5	16	135/133	L	19	7.50	6.75	33.0	9.8	4805	4540	120	15.4	11.0	TL	76
10156850010	245/70R19.5	18	141/140	J	19	7.50	6.75	33.0	9.8	5680	5510	123	15.4	11.0	TL	76
10156850920	285/70R19.5	18	150/148	J	17	8.25	7.50, 9.00	11.1	35.2	7385	6945	130	16.2	12.5	TL	99
10156850930	305/70R19.5	18	146/143	M	19	9.00	8.25	36.3	12.0	6610	6010	120	16.7	13.5	TL	119
10156850690	9R22.5	14	136/134	L	18	6.75	7.50	38.3	9.0	4940	4675	120	18.0	10.3	TL	88
10156850700	10R22.5	14	141/139	M	19	7.50	6.75	40.1	10.0	5680	5360	114	18.7	11.4	TL	109
10156850790	10R22.5	16	144/142	L	19	7.50	6.75	40.1	10.0	6170	5840	130	18.7	11.4	TL	109
10156850460	255/70R22.5	16	140/137	M	19	7.50	8.25	36.6	10.0	5510	5070	120	17.1	11.3	TL	91
10156850941	315/70R22.5	16	152/148 154/150	M/L	20	9.00	9.75	39.9	12.3	7825	6945	120	18.5	13.8	TL	137



TR686



Premium Multi-Use Steer / All Position Tire

- Advanced tread compound improves long tread life and high speed performance
- Tread design helps improve even wear
- Sturdy casing package helps improve toughness and retreadability

PRODUCT CODE	TIRE SIZE	PLY RATING	LOAD INDEX	SPEED INDEX	TREAD DEPTH [32NDS]	RIM WIDTH	ALTERNATIVE RIM	OVERALL DIAMETER [INCH]	SECTION WIDTH [INCH]	SINGLE MAX LOAD [LBS]	DUAL MAX LOAD [LBS]	PSI	STATIC LOAD RADIUS	MINIMUM DUAL SPACING [INCH]	TT/TL	WEIGHT
10156860140	11R22.5	14	144/142	M	19	8.25	7.50	41.5	11.0	6170	5840	104	19.3	12.5	TL	115
10156860360	11R22.5	16	148/145	M	19	8.25	7.50	41.5	11.0	6945	6393	123	19.3	12.5	TL	116
10156860080	295/75R22.5	14	144/141	M	19	9.00	8.25	39.9	11.7	6170	5675	110	18.7	13.2	TL	117
10156860850	315/80R22.5	18	154/151	M	19	9.00	9.75	42.4	12.3	8265	7605	120	19.7	13.8	TL	146
10156860280	315/80R22.5	20	157/154	L	19	9.00	9.75	42.4	12.3	9090	8265	131	19.7	13.8	TL	150
10156860400	11R24.5	14	146/143	M	19	8.25	7.50	43.5	11.0	6610	6010	104	20.3	12.5	TL	121
10156860900	11R24.5	16	149/146	M	19	8.25	7.50	43.5	11.0	7165	6615	120	20.3	12.5	TL	121

TR656



Premium Low Profile Regional All Position Tire

- Zigzag grooves with siping boost premium wet/dry traction performance
- 5-rib design with wide shoulders improves durability and even wear
- Enhanced casing package helps improve toughness and retreadability

PRODUCT CODE	TIRE SIZE	PLY RATING	LOAD INDEX	SPEED INDEX	TREAD DEPTH [32NDS]	RIM WIDTH	ALTRENTATIVE RIM	OVERALL DIAMETER [INCH]	SECTION WIDTH [INCH]	SINGLE MAX LOAD [LBS]	DUAL MAX LOAD [LBS]	PSI	STATIC LOAD RADIUS	MINIMUM DUAL SPACING [INCH]	TT/TL	WEIGHT
10156561780	8.5R17.5	12	121/120	M	15	6.00	6.75	31.6	8.5	3195	3085	91	14.7	9.5	TL	61
10156561791	9.5R17.5	14	129/127	L	18	6.75	6.00	33.1	9.4	4080	3855	109	15.5	10.6	TL	72
10156561500	9.5R17.5	18	143/141	J	18	6.75	6.00	33.1	9.4	6010	5675	127	15.5	10.6	TL	72
10156561430	8R19.5	12	124/122	K	17	6.00	6.75	33.8	8.0	3525	3305	110	15.8	9.1	TL	68
10156561330	8R19.5	14	127/125	L	17	6.00	6.75	33.8	8.0	3860	3635	123	15.8	9.1	TL	70
10156561830	255/70R22.5	16	140/137	M	18	7.50	8.25	36.6	10.0	5510	5070	120	17.1	11.3	TL	87
10156561970	275/70R22.5	16	148/145	L	19	8.25	9.00	37.7	10.9	6945	6390	125	17.6	12.2	TL	108



DRIVE TIRES



TRD01



Premium Fuel Efficient Drive Tire

- Innovative fuel-saving compound lowers rolling resistance and offers long original mileage
- Deep tread depth and solid shoulder ribs provide enhanced traction and long tire life
- Optimized casing package helps improve toughness and retreadability

PRODUCT CODE	TIRE SIZE	PLY RATING	LOAD INDEX	SPEED INDEX	TREAD DEPTH [32NDS]	RIM WIDTH	ALTERNATIVE RIM	OVERALL DIAMETER [INCH]	SECTION WIDTH [INCH]	SINGLE MAX LOAD [LBS]	DUAL MAX LOAD [LBS]	PSI	STATIC LOAD RADIUS	MINIMUM DUAL SPACING [INCH]	TT/TL	WEIGHT
1015D010730	11R22.5	14	144/142	M	29	8.25	7.50	41.5	11.0	6170	5840	104	19.3	12.5	TL	128
1015D010920	11R22.5	16	146/143	M	29	8.25	7.50	41.5	11.0	6610	6010	120	19.3	12.5	TL	128
1015D010560	295/75R22.5	14	144/141	M	29	9.00	8.25	39.9	11.7	6170	5675	110	18.7	13.2	TL	126
1015D010890	11R24.5	14	146/143	M	27	8.25	7.50	43.5	11.0	6610	6010	104	20.3	12.5	TL	134
1015D010260	11R24.5	16	149/146	M	27	8.25	7.50	43.5	11.0	7165	6610	120	20.3	12.5	TL	134
1015D010940	285/75R24.5	14	144/141	M	27	8.25	-	41.3	11.1	6170	5675	110	19.4	12.5	TL	125


**SMARTWAY®
VERIFIED**

TRD03



Next Generation Premium Fuel Efficient Drive Tire

- Next generation fuel-saving compound provides improved rolling resistance and offers long original mileage
- Deep tread depth and solid shoulder ribs provide better traction and long tire life
- Enhanced casing package helps improve toughness and retreadability

PRODUCT CODE	TIRE SIZE	PLY RATING	LOAD INDEX	SPEED INDEX	TREAD DEPTH [32NDS]	RIM WIDTH	ALTRENAIVE RIM	OVERALL DIAMETER [INCH]	SECTION WIDTH [INCH]	SINGLE MAX LOAD [LBS]	DUAL MAX LOAD [LBS]	PSI	STATIC LOAD RADIUS	MINIMUM DUAL SPACING [INCH]	TT/TL	WEIGHT
1015D030730	11R22.5	14	144/142	M	26	8.25	7.50	41.5	11.0	6175	5840	105	19.3	12.5	TL	127
1015D030920	11R22.5	16	146/143	M	26	8.25	7.50	41.5	11.0	6610	6005	120	19.3	12.5	TL	127
1015D030560	295/75R22.5	14	147/144	L	26	9.00	8.25	41.3	11.1	6780	6175	110	19.4	12.5	TL	124
1015D030890	11R24.5	14	146/143	M	26	8.25	7.50	43.5	11.0	6610	6005	105	20.3	12.5	TL	134
1015D030260	11R24.5	16	149/146	M	26	8.25	7.50	43.5	11.0	7160	6610	120	20.3	12.5	TL	134
1015D030940	285/75R24.5	14	144/141	M	26	9.00	-	43.5	11.7	6175	5675	110	18.7	13.2	TL	126

TRD05



Premium Open Shoulder Drive Tire

- Open shoulder design provides excellent traction in wet/dry conditions
- Deep 28/32" tread depth for long original tread life
- Optimized casing package helps improve toughness and retreadability

PRODUCT CODE	TIRE SIZE	PLY RATING	LOAD INDEX	SPEED INDEX	TREAD DEPTH [32NDS]	RIM WIDTH	ALTRENAIVE RIM	OVERALL DIAMETER [INCH]	SECTION WIDTH [INCH]	SINGLE MAX LOAD [LBS]	DUAL MAX LOAD [LBS]	PSI	STATIC LOAD RADIUS	MINIMUM DUAL SPACING [INCH]	TT/TL	WEIGHT
1015D050600	11R22.5	14	144/142	M	28	8.25	7.50	41.5	11.0	6170	5840	104	19.3	12.5	TL	125
1015D050210	11R22.5	16	146/143	M	28	8.25	7.50	41.5	11.0	6610	6005	120	19.3	12.5	TL	125
1015D050580	12R22.5	18	152/149	K	29	9.00	8.25	42.7	11.8	7825	7165	135	19.8	13.5	TL	166
1015D050700	295/75R22.5	14	144/141	M	28	9.00	8.25	39.9	11.7	6170	5675	110	18.7	13.2	TL	129
1015D050540	11R24.5	16	149/146	M	28	8.25	7.50	43.5	11.0	7165	6610	120	20.3	12.5	TL	134
1015D050410	285/75R24.5	14	144/141	M	28	8.25	7.50	41.3	11.1	6170	5675	110	19.4	12.5	TL	129



TR657



Closed Shoulder Drive Tire

- Closed shoulder design provides even wear with excellent traction
- Deep 28/32" tread promotes long original tread life
- Enhanced casing package helps improve toughness and retreadability

PRODUCT CODE	TIRE SIZE	PLY RATING	LOAD INDEX	SPEED INDEX	TREAD DEPTH [32NDS]	RIM WIDTH	ALTRENAIVE RIM	OVERALL DIAMETER [INCH]	SECTION WIDTH [INCH]	SINGLE MAX LOAD [LBS]	DUAL MAX LOAD [LBS]	PSI	STATIC LOAD RADIUS	MINIMUM DUAL SPACING [INCH]	TT/TL	WEIGHT
10156570940	265/70R19.5	18	143/141	J	19	7.50	8.25	34.1	10.3	6005	5675	123	15.8	11.6	TL	83
10156570170	10R22.5	14	141/139	M	26	7.50	6.75	40.1	10.0	5675	5355	115	18.7	11.4	TL	106
10156570280	11R22.5	14	144/142	M	28	8.25	7.50	41.5	11.0	6170	5840	104	19.3	12.5	TL	121
10156570350	11R22.5	16	146/143	M	28	8.25	7.50	41.5	11.0	6610	6010	120	19.3	12.5	TL	121
10156570970	295/75R22.5	14	144/141	M	28	9.00	8.25	39.9	11.7	6170	5675	110	18.7	13.2	TL	119
10156570980	295/75R22.5	16	146/143	M	28	9.00	8.25	39.9	11.7	6610	6010	120	18.7	13.2	TL	119
10156570030	11R24.5	14	146/143	M	28	8.25	7.50	43.5	11.0	6610	6010	104	20.3	12.5	TL	126
10156570640	11R24.5	16	149/146	M	28	8.25	7.50	43.5	11.0	7165	6610	120	20.3	12.5	TL	126
10156570050	285/75R24.5	14	144/141	M	28	8.25	-	41.3	11.1	6170	5675	110	19.4	12.5	TL	124

TR689A



Drive Tire for Commercial Light Truck

- Innovative tread design promotes good lateral traction and wet skid resistance
- Special compound for excellent high-speed performance
- Enhanced casing package helps improve toughness and retreadability

PRODUCT CODE	TIRE SIZE	PLY RATING	LOAD INDEX	SPEED INDEX	TREAD DEPTH [32NDS]	RIM WIDTH	ALTRENAIVE RIM	OVERALL DIAMETER [INCH]	SECTION WIDTH [INCH]	SINGLE MAX LOAD [LBS]	DUAL MAX LOAD [LBS]	PSI	STATIC LOAD RADIUS	MINIMUM DUAL SPACING [INCH]	TT/TL	WEIGHT
10156890400	225/70R19.5	14	128/126	L	22	6.75	6.00	31.9	8.9	3970	3740	110	15.0	10.0	TL	71
10156890180	225/70R19.5	18	143/141	J	22	6.75	6.00	31.9	8.9	6010	5675	124	15.0	10.0	TL	71
10156890510	245/70R19.5	14	133/131	L	22	7.50	6.75	33.0	9.8	4540	4230	110	15.4	11.0	TL	78
10156890800	245/70R19.5	16	135/133	L	22	7.50	6.75	33.0	9.8	4805	4540	120	15.4	11.0	TL	78

TR697



Premium Wide Base Drive Tire

- Innovative tread pattern and heavy ply designed for long service life
- Four zigzag grooves are excellent for lateral traction performance
- Sturdy casing package contributes to toughness and retreadability

PRODUCT CODE	TIRE SIZE	PLY RATING	LOAD INDEX	SPEED INDEX	TREAD DEPTH [32NDS]	RIM WIDTH	ALTERNATIVE RIM	OVERALL DIAMETER [INCH]	SECTION WIDTH [INCH]	SINGLE MAX LOAD [LBS]	DUAL MAX LOAD [LBS]	PSI	STATIC LOAD RADIUS	MINIMUM DUAL SPACING [INCH]	TT/TL	WEIGHT
10156970210	385/65R22.5	20	158	L	22	11.75	12.25	42.2	15.3	9920	-	130	19.4	-	TL	165



TRD88



Premium Drive Tire For Severe Winter Conditions

- Rugged tread design with siping for excellent traction in all weather conditions
- Wide open groove for outstanding cleaning ability in winter conditions
- Enhanced casing package helps improve toughness and retreadability

PRODUCT CODE	TIRE SIZE	PLY RATING	LOAD INDEX	SPEED INDEX	TREAD DEPTH [32NDS]	RIM WIDTH	ALTRENAIVE RIM	OVERALL DIAMETER [INCH]	SECTION WIDTH [INCH]	SINGLE MAX LOAD [LBS]	DUAL MAX LOAD [LBS]	PSI	STATIC LOAD RADIUS	MINIMUM DUAL SPACING [INCH]	TT/TL	WEIGHT
1015D880640	9R22.5	14	136/134	L	20	6.75	7.50	38.3	9.0	4935	4675	120	18.0	10.3	TL	95
1015D880810	295/80R22.5	16	152/148	L	22	9.00	8.25	41.1	11.7	7825	6945	123	19.2	13.2	TL	131



TRAILER TIRES




TRT01



Premium Fuel Efficient Trailer Tire

- Innovative fuel-saving compound lowers rolling resistance and offers long original mileage
- Solid shoulder rib and circumferential grooves deliver even and uniform wear
- Enhanced casing package helps improve toughness and retreadability

PRODUCT CODE	TIRE SIZE	PLY RATING	LOAD INDEX	SPEED INDEX	TREAD DEPTH [32NDS]	RIM WIDTH	ALTERNATIVE RIM	OVERALL DIAMETER [INCH]	SECTION WIDTH [INCH]	SINGLE MAX LOAD [LBS]	DUAL MAX LOAD [LBS]	PSI	STATIC LOAD RADIUS	MINIMUM DUAL SPACING [INCH]	TT/TL	WEIGHT
1015T010460	11R22.5	14	144/142	M	14	8.25	7.50	41.5	11.0	6170	5840	104	19.3	12.5	TL	108
1015T010270	11R22.5	16	146/143	M	14	8.25	7.50	41.5	11.0	6610	6010	120	19.3	12.5	TL	108
1015T010490	295/75R22.5	14	144/141	M	14	9.00	8.25	39.9	11.7	6170	5675	110	18.7	13.2	TL	108
1015T010530	11R24.5	14	146/143	M	14	8.25	7.50	43.5	11.0	6610	6010	104	20.3	12.5	TL	115
1015T010450	11R24.5	16	149/146	M	14	8.25	7.50	43.5	11.0	7165	6610	120	20.3	12.5	TL	115
1015T010220	285/75R24.5	14	144/141	M	14	8.25	-	41.3	11.1	6170	5675	110	19.4	12.5	TL	108



TR676



Premium Shallow Tread Trailer Tire

- Optimum tread design for even wear
- Shallow 14/32" tread depth improves rolling resistance and fuel consumption
- Enhanced casing package helps improve toughness and retreadability

PRODUCT CODE	TIRE SIZE	PLY RATING	LOAD INDEX	SPEED INDEX	TREAD DEPTH [32NDS]	RIM WIDTH	ALTERNATIVE RIM	OVERALL DIAMETER [INCH]	SECTION WIDTH [INCH]	SINGLE MAX LOAD [LBS]	DUAL MAX LOAD [LBS]	PSI	STATIC LOAD RADIUS	MINIMUM DUAL SPACING [INCH]	TT/TL	WEIGHT
10156760800	11R22.5	14	144/142	M	14	8.25	7.50	41.5	11.0	6170	5840	104	19.3	12.5	TL	109
10156760540	295/75R22.5	14	144/141	M	14	9.00	8.25	39.9	11.7	6170	5675	110	18.7	13.2	TL	108
10156760220	11R24.5	14	146/143	M	14	8.25	7.50	43.5	11.0	6610	6010	104	20.3	12.5	TL	114
10156760640	285/75R24.5	14	144/141	M	14	8.25	-	41.3	11.1	6170	5675	110	19.4	12.5	TL	109



MIXED SERVICE TIRES



NEW

TR663



Premium Mixed Service All Position Tire

- Special tread compound provides enhanced chip, chunk and cut resistance performance in tough off-road applications
- Reinforced construction and sturdy tread design improve corner stiffness for better treadwear and handling
- Tough casing package improves retreadability and stability

PRODUCT CODE	TIRE SIZE	PLY RATING	LOAD INDEX	SPEED INDEX	TREAD DEPTH [32NDS]	RIM WIDTH	ALTRENAIVE RIM	OVERALL DIAMETER [INCH]	SECTION WIDTH [INCH]	SINGLE MAX LOAD [LBS]	DUAL MAX LOAD [LBS]	PSI	STATIC LOAD RADIUS	MINIMUM DUAL SPACING [INCH]	TT/TL	WEIGHT
10156630010	11R22.5	14	144/142	L	23	8.25	7.50	41.5	10.6	6175	5840	105	19.3	12.5	TL	125
10156630020	11R22.5	16	146/143	L	23	8.25	7.50	41.5	10.6	6610	6005	120	19.3	12.5	TL	125
10156630110	12R22.5	16	150/147	L	21	9.00	8.25	42.7	11.8	7390	6780	120	19.8	13.5	TL	149
10156630120	12R22.5	18	152/149	K	21	9.00	8.25	42.7	11.8	7830	7160	135	19.8	13.5	TL	149
10156630210	255/70R22.5	AVAILABLE SOON														
10156630310	275/70R22.5	16	148/145	L	24	8.25	9.00	37.7	10.9	6940	6395	125	20.3	12.5	TL	116
10156630320	275/70R22.5	18	152/148	K	24	8.25	9.00	37.7	10.9	7830	6940	135	20.3	12.5	TL	116
10156630410	11R24.5	14	146/143	L	23	8.25	7.50	43.5	11.0	6610	6005	105	17.6	12.2	TL	134
10156630420	11R24.5	16	149/146	L	23	8.25	7.50	43.5	11.0	7160	6610	120	17.6	12.2	TL	134



TR668



Premium On / Off Highway Mixed Service All Position Tire

- Innovative compound and heavy-duty construction for excellent performance in tough conditions
- Strong all position design for multiple uses
- Optimized casing package helps with toughness and retreadability

PRODUCT CODE	TIRE SIZE	PLY RATING	LOAD INDEX	SPEED INDEX	TREAD DEPTH [32NDS]	RIM WIDTH	ALTRENAIVE RIM	OVERALL DIAMETER [INCH]	SECTION WIDTH [INCH]	SINGLE MAX LOAD [LBS]	DUAL MAX LOAD [LBS]	PSI	STATIC LOAD RADIUS	MINIMUM DUAL SPACING [INCH]	TT/TL	WEIGHT
10156680900	9R22.5	14	136/134	L	18	6.75	7.50	38.3	9.0	4940	4670	120	18.0	10.3	TL	87
10156680530	11R22.5	16	146/143	M	21	8.25	7.50	41.5	11.0	6610	6010	120	19.3	12.5	TL	118
10156680350	295/80R22.5	16	152/148	L	22	9.00	8.25	41.1	11.7	7825	6945	123	19.2	13.2	TL	133
10156680120	11R24.5	16	149/146	M	21	8.25	7.50	43.5	11.0	7165	6610	120	20.3	12.5	TL	123
10156680361	315/80R22.5	18	154/151	M	22	9.00	9.75	42.4	12.3	8270	7605	120	19.7	13.8	TL	150
10156680370	315/80R22.5	20	157/154	L	22	9.00	9.75	42.4	12.3	9090	8270	130	19.7	13.8	TL	154



TR678



Premium Wide Base Mixed Service All Position Tire

- Aggressive tread design with large tread elements promotes handling and excellent traction
- Enhanced belt package and undertread improve durability, uniform wear and stability
- Optimized casing package helps with toughness and retreadability

PRODUCT CODE	TIRE SIZE	PLY RATING	LOAD INDEX	SPEED INDEX	TREAD DEPTH [32NDS]	RIM WIDTH	ALTRENAIVE RIM	OVERALL DIAMETER [INCH]	SECTION WIDTH [INCH]	SINGLE MAX LOAD [LBS]	DUAL MAX LOAD [LBS]	PSI	STATIC LOAD RADIUS	MINIMUM DUAL SPACING [INCH]	TT/TL	WEIGHT
10156780610	425/65R22.5	20	164/162	J/K	22	12.25	13.00	44.3	16.6	11020	-	120	20.3	-	TL	200

TRD08



Next Generation Premium Mixed Service Drive Tire

- Aggressive tread design with embedded “Z” sipe provides excellent traction and stability
- Next generation mixed service compound with deep tread depth promotes long tread life
- Enhanced casing package helps improve toughness and retreadability

PRODUCT CODE	TIRE SIZE	PLY RATING	LOAD INDEX	SPEED INDEX	TREAD DEPTH [32NDS]	RIM WIDTH	ALTERNATIVE RIM	OVERALL DIAMETER [INCH]	SECTION WIDTH [INCH]	SINGLE MAX LOAD [LBS]	DUAL MAX LOAD [LBS]	PSI	STATIC LOAD RADIUS	MINIMUM DUAL SPACING [INCH]	TT/TL	WEIGHT
1015D080500	11R22.5	16	146/143	L	24	8.25	7.50	41.5	11.0	6610	6010	120	19.3	12.5	TL	124
1015D080660	295/80R22.5	16	152/148	L	28	9.00	8.25	41.1	11.7	7825	6945	123	19.2	13.2	TL	136
1015D080100	12R22.5	16	150/147	L	24	9.00	8.25	42.7	11.8	7385	6780	120	19.8	13.5	TL	144
1015D080970	315/80R22.5	18	154/151	L	28	9.00	9.75	42.4	12.3	8265	7605	120	19.7	13.8	TL	161



TR691E



Premium Mixed Service Drive Tire

- Aggressive tread design offers excellent traction for severe off-highway conditions
- Special chip, cut and abrasion resistant compounds promote long tread life
- Enhanced casing package helps improve toughness and retreadability

PRODUCT CODE	TIRE SIZE	PLY RATING	LOAD INDEX	SPEED INDEX	TREAD DEPTH [32NDS]	RIM WIDTH	ALT/RENAIVE RIM	OVERALL DIAMETER [INCH]	SECTION WIDTH [INCH]	SINGLE MAX LOAD [LBS]	DUAL MAX LOAD [LBS]	PSI	STATIC LOAD RADIUS	MINIMUM DUAL SPACING [INCH]	TT/TL	WEIGHT
10156910140	12.00R20	22	158/155	G	25	8.50	8.50V, 9.00	44.3	12.4	9370	8540	141	20.3	14.6	TT	175
10156910830	13.00R20	18	158/155	G	28	9.00	-	46.3	13.4	9350	8540	115	21.2	15.8	TT	203
10156910950	14.00R20	20	164/161	F	28	10.00	-	48.8	14.8	11000	10200	115	22.2	17.4	TT	226
10156910390	295/80R22.5	16	152/148	K	24	9.00	8.25	41.1	11.7	7825	6945	123	19.2	13.2	TL	130
10156910590	295/80R22.5	18	152/149	J	24	9.00	8.25	41.1	11.7	7825	7160	131	19.2	13.2	TL	135

TR691JS



Premium Deep Tread Mixed Service Drive Tire

- Deeper tread depth for long tread life in tough on/off road applications
- Aggressive tread design offers excellent traction for severe off-highway conditions
- Special chip, cut and abrasion resistant compounds promote long tread life
- Enhanced casing package helps improve toughness and retreadability

PRODUCT CODE	TIRE SIZE	PLY RATING	LOAD INDEX	SPEED INDEX	TREAD DEPTH [32NDS]	RIM WIDTH	ALTERNATIVE RIM	OVERALL DIAMETER [INCH]	SECTION WIDTH [INCH]	SINGLE MAX LOAD [LBS]	DUAL MAX LOAD [LBS]	PSI	STATIC LOAD RADIUS	MINIMUM DUAL SPACING [INCH]	TT/TL	WEIGHT
10156911430	11R22.5	16	146/143	k	30	8.25	7.50	41.5	11.0	6610	6005	120	19.3	12.5	TL	133
10156911740	11R24.5	16	149/146	k	30	8.25	7.50	43.5	11.0	7160	6610	120	20.3	12.5	TL	139
10156911090	12.00R20	18	154/151	F	30	8.50	8.50V,9.00	44.3	12.4	9370	8540	140	20.3	14.6	TT	185



TR691



Premium Extra Deep Tread Mixed Service Drive Tire

- Extra deep 33/32" tread depth for long tread life
- Aggressive tread design offers excellent traction for severe off-highway conditions
- Special chip, cut and abrasion resistant compounds promote long tread life
- Enhanced casing package helps improve toughness and retreadability

PRODUCT CODE	TIRE SIZE	PLY RATING	LOAD INDEX	SPEED INDEX	TREAD DEPTH [32NDS]	RIM WIDTH	ALTRENAIVE RIM	OVERALL DIAMETER [INCH]	SECTION WIDTH [INCH]	SINGLE MAX LOAD [LBS]	DUAL MAX LOAD [LBS]	PSI	STATIC LOAD RADIUS	MINIMUM DUAL SPACING [INCH]	TT/TL	WEIGHT
10156912181	12.00R24	18	158/155	J	33	8.50	8.50V,9.00	48.3	12.4	9370	8540	120	22.5	14.6	TT	205
10156912201	12.00R24	20	160/157	F	33	8.50	8.50V,9.00	48.3	12.4	9920	9090	131	22.5	14.6	TT	205

TR912



Premium Deep Tread Severe Off Highway Service All Position Tire

- Rugged tread blocks and deep tread depth provide excellent traction and long tread life
- Wide open groove design promotes self-cleaning and heat dissipation
- Enhanced casing package helps improve toughness and retreadability

PRODUCT CODE	TIRE SIZE	PLY RATING	LOAD INDEX	SPEED INDEX	TREAD DEPTH [32NDS]	RIM WIDTH	ALTRENAIVE RIM	OVERALL DIAMETER [INCH]	SECTION WIDTH [INCH]	SINGLE MAX LOAD [LBS]	DUAL MAX LOAD [LBS]	PSI	STATIC LOAD RADIUS	MINIMUM DUAL SPACING [INCH]	TT/TL	WEIGHT
10159120150	295/80R22.5	18	152/149	J	31	9.00	8.25	41.1	11.7	7825	7165	131	19.2	13.2	TL	172



TR918






Next Generation Severe Off-Highway Service All Position Tire





- Aggressive tread offers excellent traction for severe off-highway conditions
- Next generation tread compound for improved tread wear
- Enhanced casing package helps improve toughness and retreadability

PRODUCT CODE	TIRE SIZE	PLY RATING	LOAD INDEX	SPEED INDEX	TREAD DEPTH [32NDS]	RIM WIDTH	ALTERNATIVE RIM	OVERALL DIAMETER [INCH]	SECTION WIDTH [INCH]	SINGLE MAX LOAD [LBS]	DUAL MAX LOAD [LBS]	PSI	STATIC LOAD RADIUS	MINIMUM DUAL SPACING [INCH]	TT/TL	WEIGHT
10159180690	12R22.5	16	150/147	K	29	9.00	8.25	42.7	11.8	7385	6780	120	19.8	13.5	TL	148
10159180360	12R22.5	18	152/149	K	29	9.00	8.25	42.7	11.8	7825	7165	135	19.8	13.5	TL	154
10159180320	315/80R22.5	18	154/151	K	28	9.00	9.75	42.4	12.3	8265	7605	120	19.7	13.8	TL	157
10159180890	315/80R22.5	20	157/154	K	28	9.00	9.75	42.4	12.3	9090	8265	131	19.7	13.8	TL	161
10159180630	13R22.5	18	156/153	K	25	9.75	9.00	44.3	12.6	8815	8045	127	20.5	13.8	TL	170

POSITION GUIDE

POSITION	TIRES
 STEER / ALL POSITION	TRS01 •
 DRIVE	TRD01 • TRD03 • TR657
 TRAILER	TRT01 • TR676

• = Fuel Efficient / SmartWay®

POSITION	TIRES
 REGIONAL STEER / ALL POSITION	TRS02 • TR656 TR685 TR686
 REGIONAL DRIVE	TR689A TR697 TRD05 TRD88
 MIXED SERVICE ALL POSITION	TR663 TR668 TR678 TR912 • TR918 •
 MIXED SERVICE DRIVE	TR691 TR691E TR691JS TRD08

• = Off-Road

ALPHABETICAL INDEX

TR656

REGIONAL STEER / ALL POSITION 6

TR657

DRIVE 11

TR663

MIXED SERVICE / ALL POSITION 19

TR668

MIXED SERVICE / ALL POSITION 20

TR676

TRAILER 17

TR678

MIXED SERVICE / ALL POSITION 21

TR685

REGIONAL STEER / ALL POSITION 4

TR686

REGIONAL STEER / ALL POSITION 5

TR689A

REGIONAL DRIVE 12

TR691

MIXED SERVICE / DRIVE 25

TR691E

MIXED SERVICE / DRIVE 23

TR691JS

MIXED SERVICE / DRIVE 24

TR697

REGIONAL DRIVE 13

TR912

OFF ROAD / ALL POSITION 26

TR918

OFF ROAD / ALL POSITION 27

TRD01

DRIVE 8

TRD03

DRIVE 9

TRD05

REGIONAL DRIVE 10

TRD08

MIXED SERVICE / DRIVE 22

TRD88

REGIONAL DRIVE 14

TRS01

STEER / ALL POSITION 2

TRS02

REGIONAL STEER / ALL POSITION 3

TRT01

TRAILER 16



*One of the most comprehensive
TBR warranties in the industry, offering:*

90-DAY SATISFACTION GUARANTEE

*If you are not 100% satisfied within 90 days of purchase,
we'll gladly exchange your tires for a full refund.*

50% FREE REPLACEMENT WARRANTY

*For any defect in workmanship or material found during the first 50% of original tread life, we will
reimburse the full cost of a replacement Triangle TBR tire, plus the cost of mounting and balancing.*

Please see full details on these and all other Triangle TBR warranties below:

90-day Tire Satisfaction Promise

Thank you for choosing Triangle tires! We're so confident you will enjoy your new Triangle replacement tires that we back all Triangle brand truck & bus tires with a 90-day no hassle satisfaction promise. If you're not 100% satisfied, just bring the tires and original sales receipt back to the place of purchase within 90 days of your purchase, and we will gladly exchange your tires for a full refund.

1. Satisfaction promise only applies to Triangle brand truck & bus tires purchased from authorized Triangle dealers.
2. Satisfaction promise applies for a maximum 48 tires per customer.
3. Satisfaction promise does not apply to exchanged tires that were provided under this program.
4. Tires damaged due to misuse or misapplication, road hazards, mechanical problems related to the vehicle, use in any racing-related activities, or competitive events, are excluded from satisfaction promise.

Truck & Bus Radial Tire

LIMITED MANUFACTURER'S WARRANTY

LIMITED WARRANTY

This Limited warranty applies to the original purchaser of new Truck and Bus Radial (TBR) Tires sold by Triangle Tire USA (Triangle). An eligible tire that becomes unusable for any reason within the manufacturer's control will be replaced with an equivalent new tire on the basis set forth in this Limited Warranty.

WHO IS ELIGIBLE FOR WARRANTY COVERAGE

You are eligible for the benefits of this warranty if you meet all the following criteria:

- You are the owner or authorized agent of the owner of new Triangle Radial medium TBR tires.
- Your tires bear Department of Transportation (DOT) prescribed tire identification numbers.
- Your Triangle TBR tires have been used in accordance to the vehicle manufacturer's specifications or Triangle's recommendations.

WHAT IS COVERED UNDER THIS WARRANTY AND FOR HOW LONG

1. 50% Free Replacement Warranty

If any Triangle TBR tire covered by this warranty becomes unserviceable for any reason (see exclusions in the section entitled ("WHAT THIS LIMITED WARRANTY DOES NOT COVER")) during the first 50% of the original tread life (calculated by subtracting one-quarter (1/4) the difference between the original new tire tread depth and 2/32" remaining tread depth on said tire), then Triangle will replace your tire free of charge to you, plus the cost of mounting and balancing as follows:

- a. The subject Triangle tire must be replaced with a comparable new Triangle tire by an authorized Triangle TBR tire dealer.
- b. Applicable taxes and fees will be the responsibility of the owner of the vehicle.
- c. 50% free replacement applies to first quality tires only.
- d. Retreads and road hazard tires are specifically excluded.

2. Prorated Tire Replacement

If any Triangle TBR tire covered by this warranty becomes unserviceable for any reason (see exclusions in the section entitled "WHAT THIS LIMITED WARRANTY DOES NOT COVER") during the life of the original usable tread life (down to 2/32" remaining usable tread), the owner will be reimbursed on a prorated basis. Owner must pay for the mounting, balancing, taxes and fees.

HOW TO CALCULATE THE PRORATED AMOUNT

The replacement price will be calculated by multiplying the current Triangle dealer selling price by the percentage of usable original remaining tread at the time of adjustment. You pay for mounting, balancing, Federal Excise Tax

and any other applicable taxes and fees for the comparable new Triangle replacement tire.

PRORATED REIMBURSEMENT EXAMPLE

If your warranty tire had an original 16/32" of usable tread depth (meaning it started with 18/32" and is considered legally worn out at 2/32") and is worn to 8/32" of usable remaining tread, you have used 50% and therefore must pay 50% of the current Triangle dealer selling price at the adjustment location (whichever is lower) for a comparable Triangle tire, plus current Federal Excise Tax applicable to the comparable new Triangle replacement tire at the time of adjustment. So, if the price of the comparable tire is \$400.00, the cost to you would be \$200.00 plus Federal Excise Tax, mounting, balancing and any other applicable taxes.

DEFINITION OF A COMPARABLE TIRE

A "comparable" new Triangle tire may either be the same line of tire or, in the event the same tire is not available, a tire of the same basic construction and with a different sidewall or tread configuration.

If a higher priced tire is accepted as replacement, the difference in price will be at an additional charge to you. Any replacement tire provided pursuant to this warranty will be covered by the Triangle warranty in effect at the time of replacement.

WHAT THIS WARRANTY DOES NOT COVER

1. Tires purchased and normally used outside the United States and Canada.
2. Tires purchased as used.
3. Tires which are misapplied due to improper fitment, insufficient speed rating, or load index, or undersized or oversized tires, use of an improper wheel, tire chain damage, misuse, tire spinning, negligence, tire alteration, or for racing or competition purposes.
4. Damage from incorrect mounting or dismounting of the tire, incorrect application, water or other material trapped inside the tire during mounting or failure to balance the tires.
5. Ride complaints after the first 2/32" of tread wear.
6. Tire damage due to Road Hazards, including, without limitation: puncture, cut, impact break, stone drilling, bruise, bulge, snag, etc.
7. Insufficient or improper maintenance, including, without limitation: failure to rotate tires as recommended, wheel misalignment, worn suspension components, improper tire mounting or demounting, tire/wheel assembly imbalance, or other vehicle conditions, defects, or characteristics.

8. Tire damage due to contamination or degradation by petroleum products or other chemicals, fire or other externally generated heat, or water or other material trapped inside the tire during mounting or inflation.
9. Accident, chemical corrosion, tire alteration, willful abuse, or vandalism.
10. Rapid treadwear or wear-out.
11. Tires with weather cracking, which were manufactured five (5) or more years prior to presentation (7 years on SmartWay® Verified products), are not covered.
12. Tires with unapproved sealant, balance, or other filler material that was not originally applied or inserted by the tire manufacturer.
13. Use of improper inner tube.
14. Tires improperly repaired or with repairs not conforming to U.S. Tire Manufacturers Association standards, or with section repairs, or with a self-vulcanizing plug only or patch only.
15. Tire disabled due to faulty retreading or retreading materials.
16. Cost of mounting and balancing service except as noted above.
17. Tires inflated with anything other than air or nitrogen.
18. Tires affected by flat spotting caused by brake lockup, improper transport, or storage.
19. Premature or irregular wear (a measured tread difference of 2/32" (1.6mm) or more across the tread on the same tire) due to vehicle mechanical deficiencies.
20. Any tires worn beyond the wear indicators (less than 2/32" remaining tread depth).
21. The cost of applicable federal, state, and local taxes.
22. Failure to follow any of the safety and maintenance recommendations or warnings contained in this publication.
23. Tire branded or marked "Non-Adjustable" (N/A) or previously adjusted.
24. Loss of time or use, inconvenience, or any incidental or consequential damages.

THE TRIANGLE RADIAL CASING PROVISION

TBR tire casings will be warranted for workmanship and materials through 100% of the first, second and third retread (see exclusions on chart below) for a period of no less than five (5) years from the date of the casings DOT serial number (7 years from DOT serial number on SmartWay® Verified products). If a Triangle TBR tire dealer examines a casing and finds it can't be retreaded, Triangle will reimburse the owner for the casing according to the following schedule:

TRIANGLE CASING VALUES							
TRIANGLE TBR	CASING VALUE ORIGINAL TREAD	CASING VALUE 1ST RETREAD	CASING VALUE 2ND RETREAD	CASING VALUE 3RD RETREAD	RETREADS	CASING LIFE	
11R22.5, 24.5	\$70.00	\$50.00	\$40.00	\$20.00	3	7 YEARS	
12R22.5, 24.5	\$70.00	\$50.00	\$40.00	\$20.00	3	7 YEARS	
295/75R22.5	\$70.00	\$50.00	\$40.00	\$20.00	3	7 YEARS	
285/75R24.5	\$70.00	\$50.00	\$40.00	\$20.00	3	7 YEARS	
315/80R22.5	\$70.00	\$50.00	\$40.00	\$20.00	3	7 YEARS	

TRIANGLE CASING VALUES [CONTINUED]

TRIANGLE TBR	CASING VALUE ORIGINAL TREAD	CASING VALUE 1ST RETREAD	CASING VALUE 2ND RETREAD	CASING VALUE 3RD RETREAD	RETREADS	CASING LIFE
9,10R22.5	\$40.00	\$30.00	\$20.00		2	5 YEARS
245, 265/75R22.5	\$40.00	\$30.00	\$20.00		2	5 YEARS
255, 275/70R22.5	\$40.00	\$30.00	\$20.00		2	5 YEARS
385, 425, 445/65R22.5	\$40.00	\$30.00	\$20.00		2	5 YEARS
10.00R20	\$40.00	\$30.00	\$20.00		2	5 YEARS
8, 8.5R17.5	\$20.00	\$10.00			1	5 YEARS
8R19.5	\$20.00	\$10.00			1	5 YEARS
9, 10, 11R17.5	\$20.00	\$10.00			1	5 YEARS
215, 235/75R17.5	\$20.00	\$10.00			1	5 YEARS

TO OBTAIN WARRANTY COVERAGE

- You must present the tire to be adjusted to a current Triangle Commercial Tire Dealer. (Please consult your sales manager, or call our customer service at 615-610-5050 for help, or you can visit www.triangletireus.com and check our dealer locator to find the closest dealer). Tires replaced on a warranty basis become the property of Triangle Tire USA.
- Submitter must pay for taxes, fees or any additional services ordered at the time of warranty adjustment.
- Triangle Tire claims should be submitted on our claim form (supplied by the Triangle Commercial Tire Dealer or you can download the form from our website), filled out and signed by you, the owner of the tire presented for adjustment, or your authorized agent.

FOR WARRANTY SERVICE ASSISTANCE OR INFORMATION

- Please contact the nearest authorized Triangle Commercial Tire Dealer first.
- If additional assistance is required:
 - Visit our website at www.triangletireus.com.
 - E-mail Triangle Customer Service: customerservice@triangletireus.com
 - Feel free to call us at **615.610.5050** or if you prefer:
 - Write to: **Customer Service**, Triangle Tire USA, 117 Seaboard Lane, SUITE F100, Franklin, TN 37067

END OF WARRANTY

A tire has delivered its full original tread life and the new tire coverage of this warranty ends when the tread wear indicators become visible, or five (5) years from the date of purchase (purchase receipt required) or date of manufacture (DOT) will be used. In the case of SmartWay® verified products the warranty is extended to seven (7) years from the date of purchase (purchase receipt required) or date of manufacture (DOT) will be used. Casings may continue to be warranted beyond the new tire coverage. Please refer to the Triangle Radial Casing Provision above for warranty details on casings.

SAFETY WARNINGS

Serious injury or property damage may result from:

- TIRE FAILURE DUE TO UNDERINFLATION / OVERLOADING. Follow the owner's manual or tire placard in vehicle.
- TIRE FAILURE DUE TO EXCESSIVE HIGH SPEED. Follow the owner's manual or tire placard in vehicle.
- EXPLOSION OF TIRE / RIM ASSEMBLY DUE TO IMPROPER MOUNTING. Only specially trained persons should mount tires.
- FAILURE TO MOUNT RADIAL TIRES ON APPROVED RIMS.
- FAILURE TO DEFLATE SINGLE OR DUAL ASSEMBLIES COMPLETELY BEFORE DISMOUNTING.
- TIRE SPINNING. On slippery surfaces such as snow, mud, ice, etc., do not spin tires in excess of 35 mph (55 kph), as indicated on the speedometer. Personal injury and severe damage may result from excessive wheel spinning, including tire disintegration or axle failure.

YOUR LEGAL RIGHTS

THIS LIMITED WARRANTY IS THE ONLY EXPRESS WARRANTY GIVEN BY TRIANGLE. TRIANGLE DOES NOT MAKE ANY OTHER EXPRESS WARRANTY, INCLUDING WITHOUT LIMITATION THE IMPLIED WARRANTIES OF MERCHANTABILITY OR FITNESS FOR A PARTICULAR PURPOSE (WHICH ARE EXPRESSLY DISCLAIMED). TRIANGLE DOES NOT AUTHORIZE ANY OTHER PERSON, INCLUDING AUTHORIZED TRIANGLE DEALERS OR VEHICLE DEALERS, TO CHANGE THIS WARRANTY OR CREATE ANY OTHER OBLIGATION IN CONNECTION WITH TRIANGLE TIRES. THE RIGHTS AND REMEDIES AVAILABLE ARE LIMITED TO THOSE RIGHTS AND REMEDIES STATED IN THIS LIMITED WARRANTY. ALL OTHER REMEDIES ARE EXCLUDED. IN NO EVENT SHALL TRIANGLE BE RESPONSIBLE FOR ANY CONSEQUENTIAL, INCIDENTAL OR SPECIAL DAMAGE(S) IN CONNECTION WITH A TRIANGLE TIRE, WHETHER FOR BREACH OF THIS LIMITED WARRANTY, OTHER CONTRACT BREACH, NEGLIGENCE OR OTHER TORT, OR ANY STRICT LIABILITY THEORY.

Some states do not allow the exclusion or limitation of incidental or consequential damages, so the above exclusion may not apply to you. This warranty gives you specific legal rights and you may also have other rights which vary from state to state.



TRIANGLE TIRE USA

117 SEABOARD LANE, STE F100

FRANKLIN, TN 37067

CUSTOMERSERVICE@TRIANGLETIREUS.COM

1.888.847.3745

WWW.TRIANGLETIREUS.COM